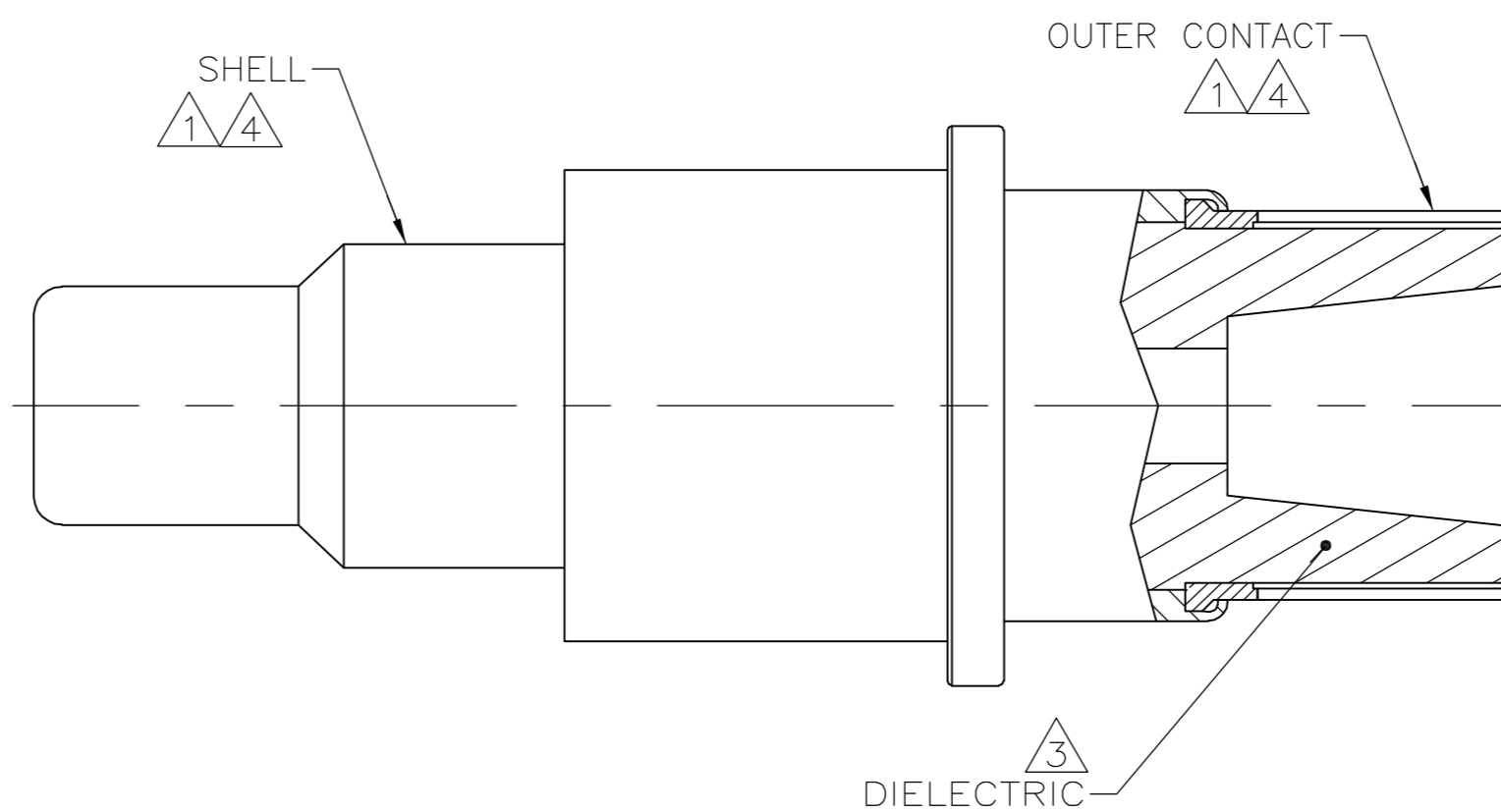
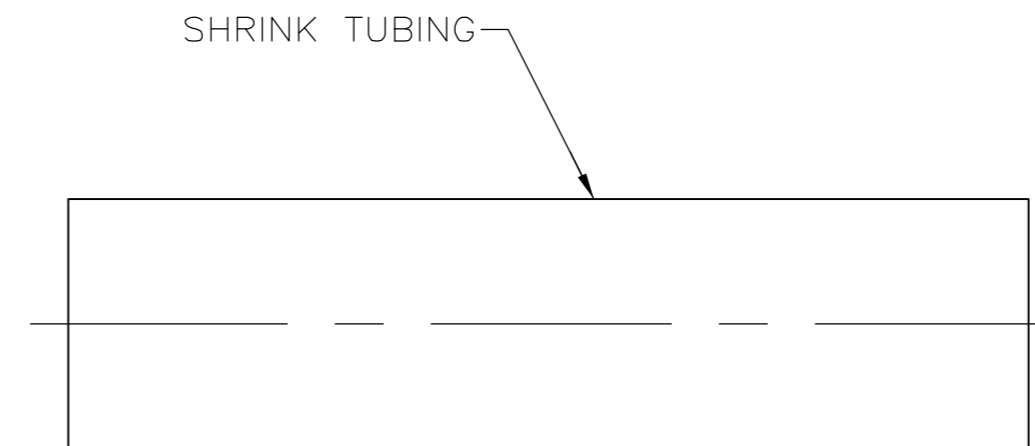
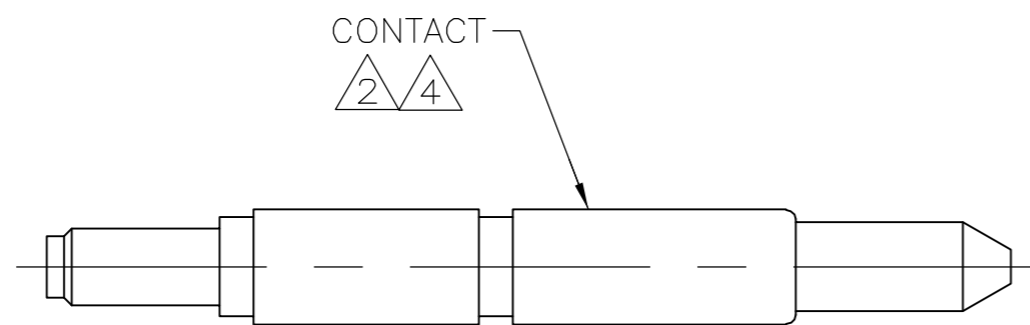


THIS DRAWING IS UNPUBLISHED. RELEASED FOR PUBLICATION
 © COPYRIGHT BY TYCO ELECTRONICS CORPORATION. ALL RIGHTS RESERVED.

LOC	DIST	REVISIONS			
P	LTR	DESCRIPTION	DATE	DWN	APVD
DF	X0	F	REV PER ECO 05-015505	6JAN06	BL CCT



- 1 BRASS PER ASTM-B-16.
- 2 BERYLLIUM COPPER PER ASTM-B-196.
- 3 PTFE PER ASTM-D-1710.
- 4 GOLD PLATED PER ASTM-B-488 OVER NICKEL PER QQ-N-290.
- 5. FOR USE WITH .141 [3.58] SEMI-RIGID CABLE.
- 6. CONTACT FINGERS BeCu PER ASTM-B-196.

225837-1
 PART NO.

THIS DRAWING IS A CONTROLLED DOCUMENT.		DWN C.C.THOMAS 10-31-94	Tyco Electronics Corporation Harrisburg, PA 17105-3608	
DIMENSIONS: INCHES		CHK J.CABARLO 11-2-94		
TOLERANCES UNLESS OTHERWISE SPECIFIED:		APVD J.CABARLO 11-2-94	NAME PIN CONTACT KIT, SIZE 1, RF	
0 PLC ± - 1 PLC ± - 2 PLC ± - 3 PLC ± .005 [0.13] 4 PLC ± - ANGLES ± -		PRODUCT SPEC -	SIZE A2	CAGE CODE 00779
MATERIAL SEE CALLOUTS		FINISH SEE CALLOUTS	WEIGHT -	DRAWING NO C=225837
		CUSTOMER DRAWING	SCALE 5:1	SHEET 1 of 1
			RESTRICTED TO -	REV F