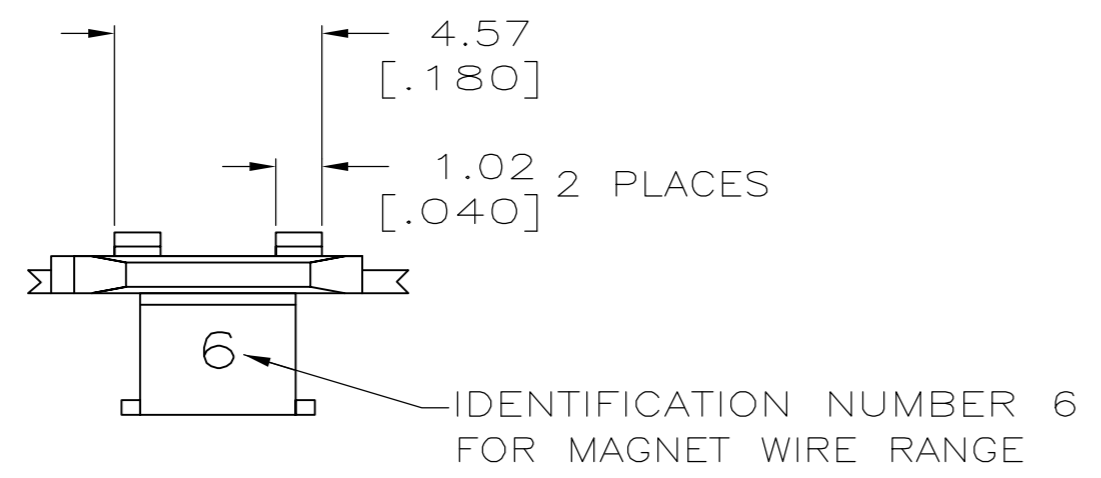
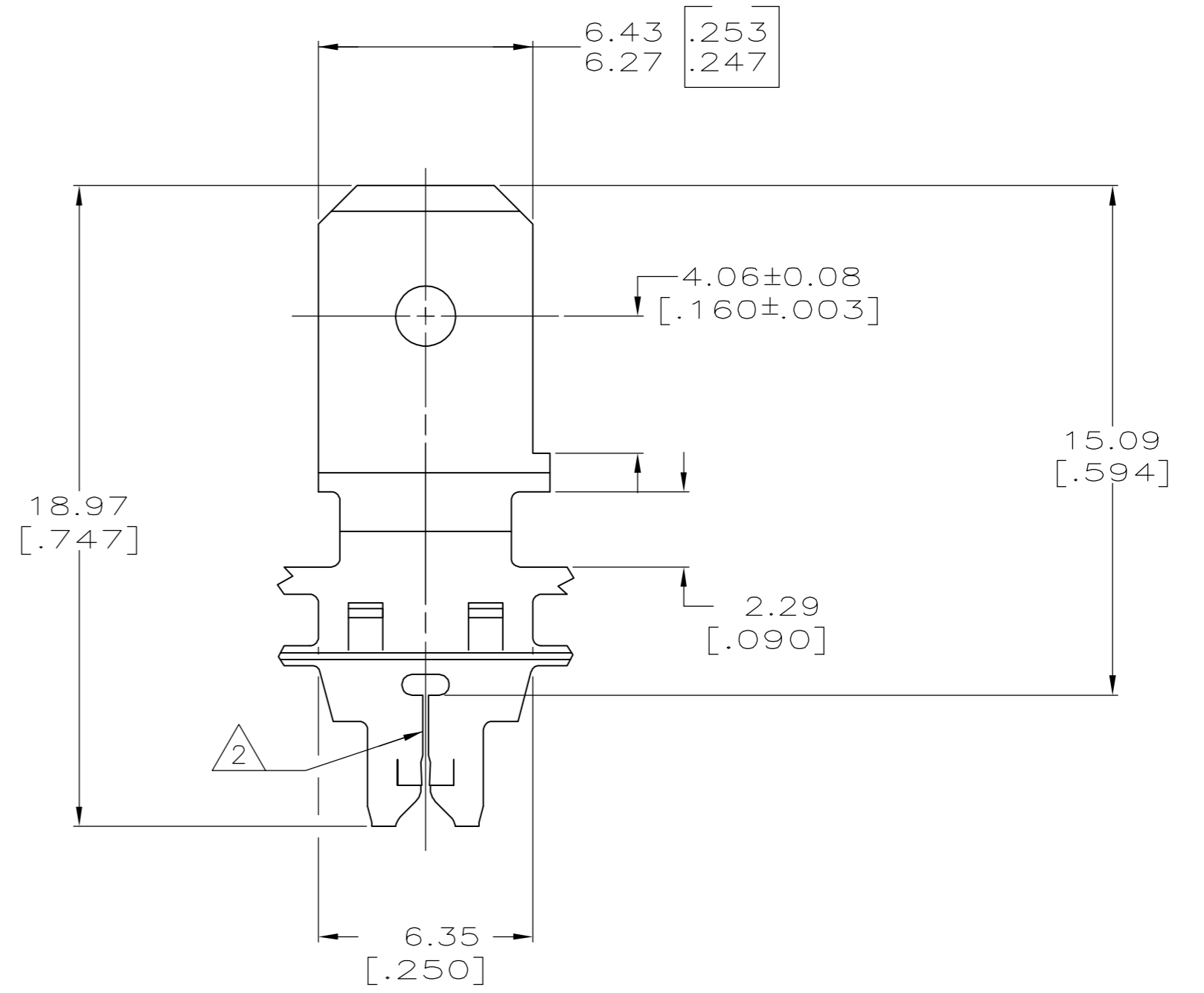
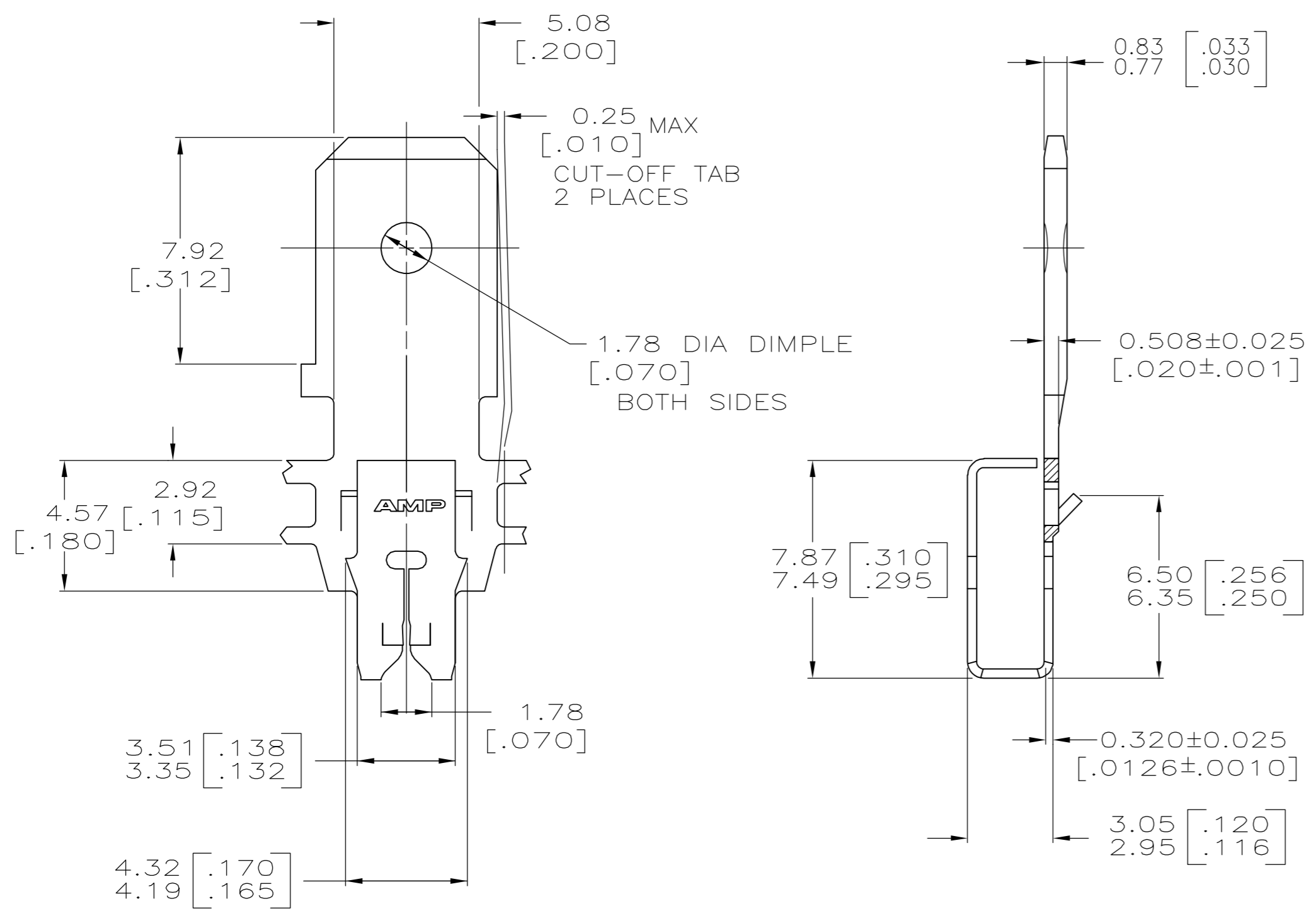


THIS DRAWING IS UNPUBLISHED. RELEASED FOR PUBLICATION
 © COPYRIGHT BY TYCO ELECTRONICS CORPORATION. ALL RIGHTS RESERVED.

LOC	DIST	REVISIONS			
P	LTR	DESCRIPTION	DATE	DWN	APVD
AF	50				
		G	REVISED PER ECR-06-010412	07NOV06	HMR KR



- 1 CONTINUOUS STRIP ON REELS WITH TERMINALS LOCATED ON 8.38±0.08 [.330±.003] CENTERS.
- 2 SLOT ACCEPTS 0.25-0.36mm [#30-#27] AWG COPPER MAGNET WIRE.
2 WIRES OF THE SAME SIZE MAX PER SLOT.
- 3 0.002032[.000080] MIN TIN PER MIL-T-10727.



MATERIAL	FINISH	PART NUMBER
082 PRE-MILLED BRASS		63132-3
4M PRE-MILLED BRASS	NONE	63132-2
4M PRE-MILLED BRASS		63132-1

THIS DRAWING IS A CONTROLLED DOCUMENT.		DWN MICHAEL S. FEHER 07FEB97	Tyco Electronics Corporation Harrisburg, PA 17105-3608	
DIMENSIONS: mm [INCHES]		CHK RICHARD GRZYBOWSKI 10FEB97		
TOLERANCES UNLESS OTHERWISE SPECIFIED:		APVD NELSON E. NEFF 10FEB97	NAME TAB, 6.35[.250] FASTON™ MAG-MATE™	
0 PLC ± - 1 PLC ± - 2 PLC ± 0.25[.010] 3 PLC ± - 4 PLC ± - ANGLES ± 1°		PRODUCT SPEC 108-2012	SIZE A2	CAGE CODE 00779
MATERIAL SEE TABLE		APPLICATION SPEC 114-2094	DRAWING NO C=63132	RESTRICTED TO -
FINISH SEE TABLE		WEIGHT -	SCALE 6:1	SHEET 1 of 1
CUSTOMER DRAWING			REV G	