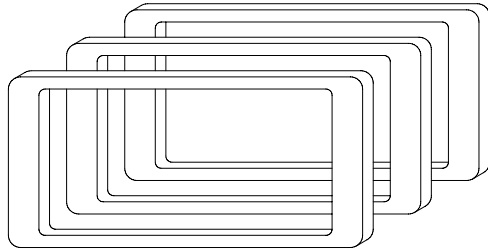
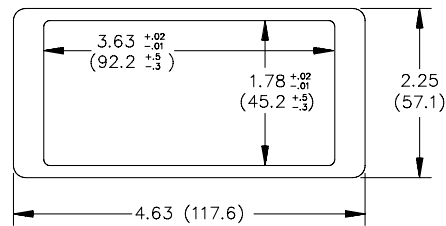


1/8 DIN PANEL ADAPTER KIT FOR DT3A, DT3D, SCT, & SCP PANEL CUT-OUTS



The 1/8 DIN panel adapter kit permits the mounting of the PAX and Apollo units into an existing 1.8" (45.7 mm) x 3.88" (98.5 mm) (DT3A, DT3D, SCT, & SCP) panel cut-out. The kit consists of two metal adapter plates coated with a durable flat black polyurethane finish, and a neoprene gasket, which provides a sealed front panel that meets NEMA 4/IP65 specifications when properly installed.

DIMENSIONS In Inches (mm)

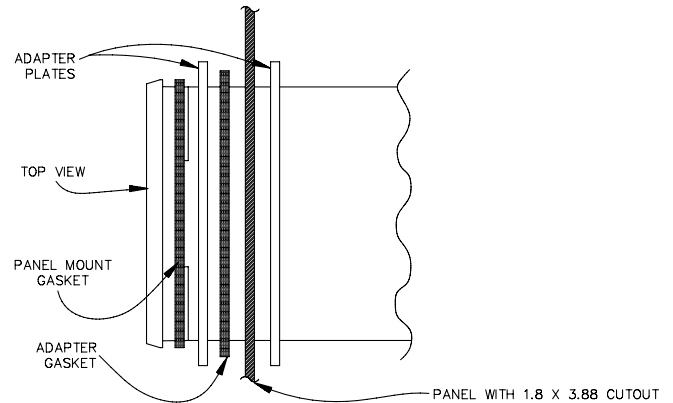


NOTE:
 An overall panel area of 2.25" (57.1 mm) x 4.63" (117.6 mm) is required for proper mounting.

INSTALLATION

1. Remove the backing from the adhesive side of the adapter gasket (*included with adapter kit*) and carefully stick the gasket to the front of the existing panel cut-out.
2. Place the standard panel mount gasket (*provided with the unit*) over the unit. Then slide one of the plates over the unit. If the gasket has adhesive, apply the gasket to the plate, then slide the plate over the unit. (*Gasket must be facing the bezel.*)
3. Insert the unit into the panel cut-out from the front and slide the remaining adapter plate over the unit from the rear.
4. Install the mounting clip(s) as per the unit instructions. Tighten the mounting screws evenly to apply uniform compression and to provide a water-tight seal.

CAUTION: Only minimum pressure is required to seal the panel. Do NOT overtighten the mounting screws.



ORDERING INFORMATION

MODEL NO.	DESCRIPTION	PART NUMBER
PMKA1	3-PIECE KIT permits mounting to existing 1.8" x 3.88" (45.7 x 98.4 mm) Panel cut-out, O.A. DIM. 2.25" x 4.63" (57.1 x 117.6 mm)	PMKA1000